HSF Pb RoHS

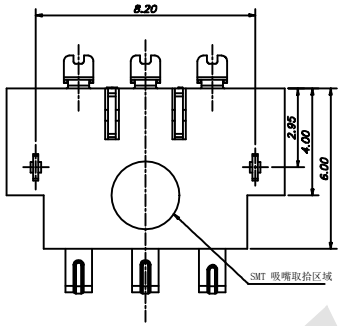

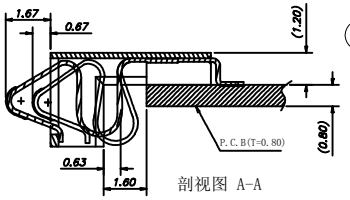

剖视图 A-A

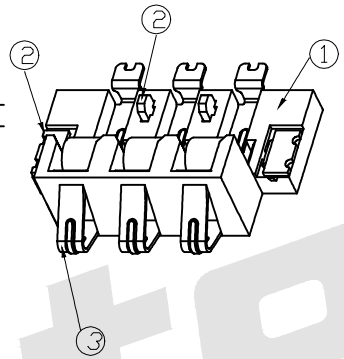

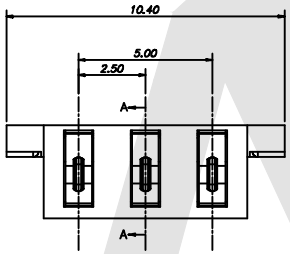

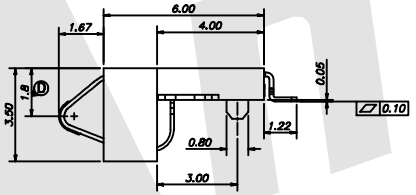

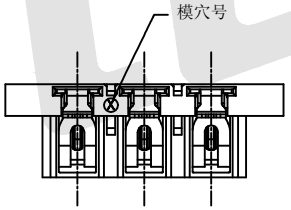

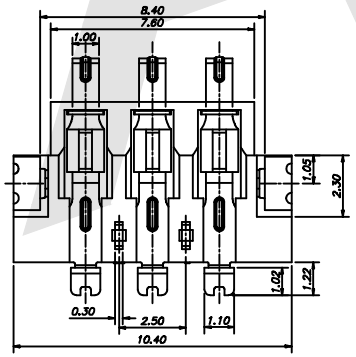

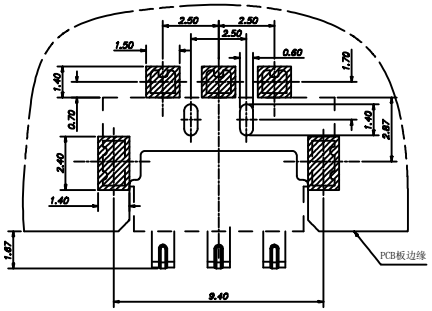

一般尺寸公差：±0.05
推荐PCB板布局

NOTES
1. MATERIAL:
   A. PIN:BERYLLIUM COPPER
   B. INSULATOR: 30% GLASS-FILLED THERMOPLASTIC LCP OR EQUIVALENT
   UL94V-0,BLACK.
2. FINISH: CONTACT:GOLD FLASH(1° MIN.)ALL OVER,50-100 MICROINCH
   (1.27-2.54 MICRON) NICKEL UNDERPLATED ALL OVER
   SOLER TAB:50-100(1.27-2.54 MICRON) MICROINCH MATTE TIN,
   10-100 MICROINCH(1.27-2.54 MICRON) NICK UDERPLATED
3. ELECTRICAL SPECIFICATIONS:
   VOLTAGE RATING:250 VAC MIN
   CURRENT RATING:2.0 A MIN
   DIELECTRIC STRENGTH:1000 VAC FOR I MINUTE MIN
   INSULATION RESISTANCE:1000 MEG OHM MIN
   CONTACT RESISTANCE:30 MILL.OHM MAX
   OPERATION TEMPERATURE:-55°C TO +125°C
   PRODUCT WITHSTANDING REFLOW SOLDERING 260° FOR 10S
4. MECHANICAL SPECIFICATIONS:
   4.1 DURABILIRY:5.000 CYCLES
   4.2 NOTMAL FORCE AT MATED POSITION:60g MIN
   4.3 NOTMAL FORCE AT FULL STOKE:100g MIN
5. PARTS TO BT PACKAGED IN ANTI-STATIC TAPE AND REEL FOR AUTOMATIC PLACEMENT.
6. THE CAVITY## IS 0.8±0.10mm HIGH WITH 0.10±0.10mm RECESSED FROM SURFACE.

Ordering Code:

ABT12 - 03 - L - B - X - D
① ② ③ ④ ⑤ ⑥

① Series No:

② No. of Contacts
03:03Pin

③ Insulator Material:
P:PBT+30%GF
L:LCP

④ Pitch
B:2.5mm Pitch

⑤ Contact Plating:
G0:Gold flash
G1:3u″ gold
G2: 5u″ gold
G3:10u″ gold
G4:15u″ gold
G5:30u″ gold

⑥ Packing:
A:Tray
B:Bag
C:Tube
D:Tape Reel

REV	DESCRIPTION	DATE

Unless Otherwise specified tolerance
X.±0.35 X.XX:±0.20
X.X:±0.25 X.XXX:±0.15

SCALE: As Shown	UNIT: mm
DRAW Wu Feng Rong	DATE 16/03/2020
CHECK BobYang	DATE 16/03/2020

3rd ANGLE PROJECTION

ANTENK ELECTRONICS CO,.LTD
Http://www.antenk.com
E-mail:sales@antenk.com

TITLE: 2.5mm Pitch 3P Battery Connector

DRAWING NO: ABT12-03LBXD

PRODUCT NO: ABT12-03LBXD